

**OFFICE OF THE UNDER SECRETARY OF DEFENSE
(COMPTROLLER/CHIEF FINANCIAL OFFICER
MARCH 2023**



**UNITED STATES DEPARTMENT OF DEFENSE
FISCAL YEAR 2024 BUDGET REQUEST**

2022 National Defense Strategy

- **DoD will act urgently to sustain and strengthen U.S. military credibility and deterrence capability, guided by four top-level defense priorities:**
 - Defend the U.S. homeland, paced to the growing multi-domain threat posed by the People’s Republic of China (PRC).
 - Deter strategic attacks against the United States, our Allies, and our partners.
 - Deter aggression, while being prepared to prevail in conflict, should deterrence fail, focusing first on the PRC challenge in the Indo-Pacific, followed by the Russia challenge in Europe; and
 - Build a resilient Joint Force and defense ecosystem.
- **DoD will advance our priorities through:**
 - Integrated deterrence
 - Campaigning
 - Building enduring advantages
- **FY 24 Budget supports and implements 2022 National Defense Strategy**
 - Recognizes China as our key strategic competitor and pacing challenge
 - Russia remains an acute threat to interests of U.S. and our allies

“We’ve got the right strategy and the right operational concepts – driving us to make the right investments for our warfighters. So we’re upgrading, and honing, and strengthening our armed forces for a changing world, even as we shore up the strong foundation that has kept us secure for decades. Because in our imperfect world, deterrence does come through strength.”

– Secretary of Defense Lloyd J. Austin

FY 2024 National Defense Discretionary Budget Request

(Dollars in Billions)

By Department/Agency	FY 2022 Actuals ^{3/}	FY 2023 Enacted	FY 2024 Request
Army	174.1	184.9	185.3
Navy	220.1	243.0	255.8
Air Force	221.0	246.8	259.2
Defense-Wide	127.0	141.3	141.7
Department of Defense – Total ^{1/ 2/}	742.2	816.0	842.0
Atomic Energy Defense Activities	29.1	31.6	32.8
Defense-related Activities	10.6	11.0	11.5
National Defense – Total	781.9	858.6	886.3

1/ FY 2023 and FY 2024 exclude \$400M in CHIPS Act funding, which is not part of the discretionary budget total

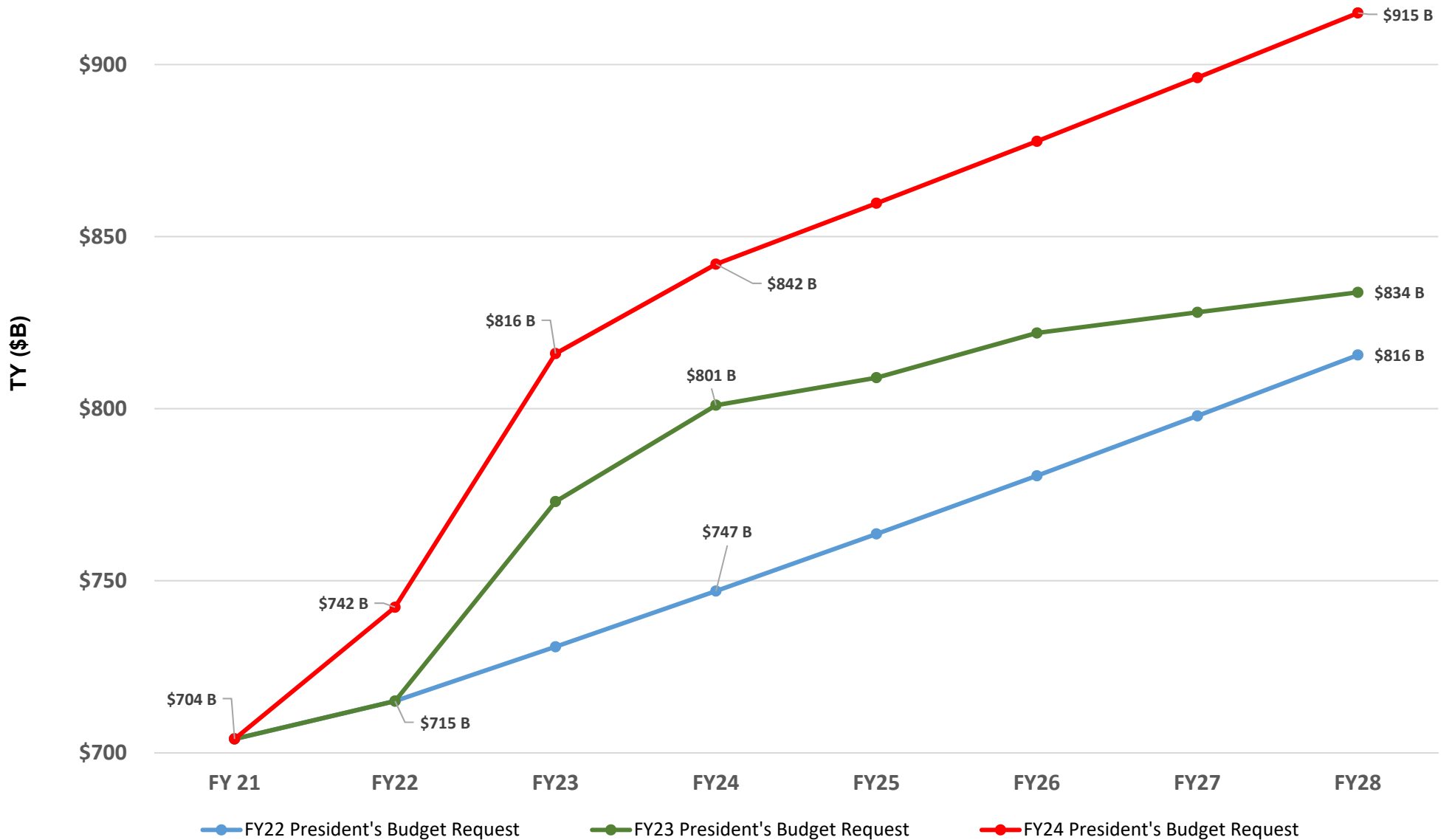
2/ Excludes Supplemental Funding

3/ FY 2022 Department/Agency breakout updated March 15, 2023

- \$26.0 billion increase (+3.2 percent) over FY 2023 enacted base level of \$816.0 billion
- \$100 billion increase (+13.4 percent) from FY 2022 base level
- Addresses both the urgency of 2022 NDS implementation and recent inflationary impacts

FY 2024 Budget Deepens and Enhances the Linkage to the 2022 NDS

DoD Topline Growth FY22 – FY23 – FY24 Budgets*

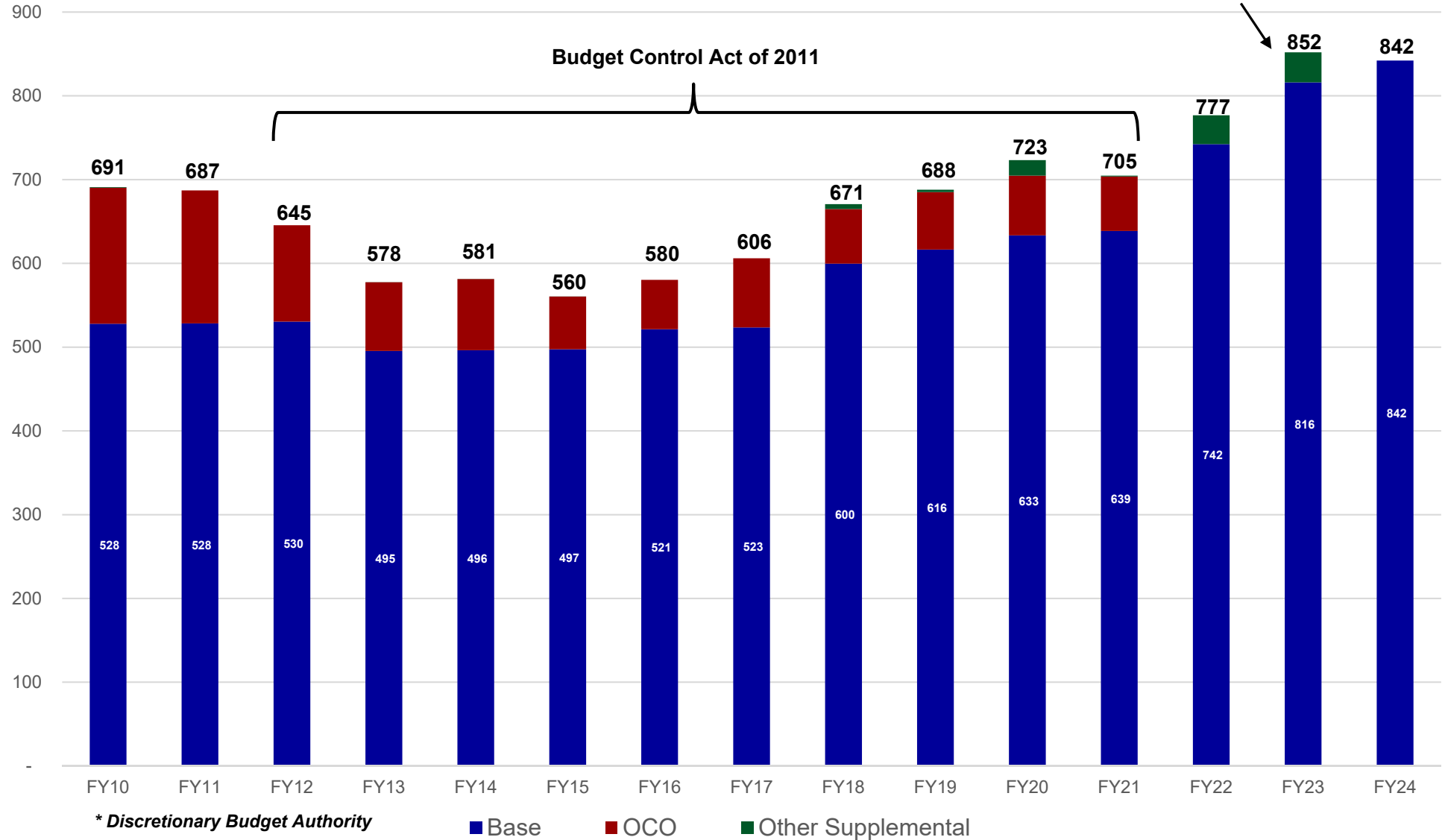


* Excludes Supplemental Funding

Increase of nearly \$100 billion per year from PB 2022 levels

DoD Budget FY 2010- FY 2024*

Then Year \$ Billions



Due to the threat landscape, FY 2024 budget may be the most consequential

FY 2024 PB - Military End Strength

Military Component	FY 2022 Actuals	FY 2023 Authorized	Current FY 2023 Projection	FY 2024 Request	Δ FY23 Proj. to FY 24 Req.
Active Army	465,625	452,000	452,000	452,000	-
Army Reserve	176,171	177,000	177,000	174,800	(2,200)
Army National Guard	329,705	325,000	325,000	325,000	-
Army Total	971,501	954,000	954,000	951,800	(2,200)
Active Navy	344,441	354,000	341,736	347,000	5,264
Navy Reserve	55,224	57,000	56,217	57,200	983
Navy Total	399,665	411,000	397,953	404,200	6,247
Active Marine Corps	174,577	177,000	172,147	172,300	153
Marine Corps Reserve	32,599	33,000	33,070	33,600	530
Marine Corps Total	207,176	210,000	205,217	205,900	683
Active Air Force	324,363	325,344	321,848	324,700	2,852
Active Space Force	8,061	8,600	8,600	9,400	800
Air Force Reserve	68,048	70,000	68,927	69,600	673
Air National Guard	104,984	108,400	105,100	108,400	3,300
Air Force Total	505,456	512,344	504,475	512,100	7,625
Total Active Component (AC)	1,317,067	1,316,944	1,296,331	1,305,400	9,069
Total Reserve Component (RC)	766,731	770,400	765,314	768,600	3,286
Grand Total (AC + RC)	2,083,798	2,087,344	2,061,645	2,074,000	12,355

Secretary Austin has been clear: Our people and our readiness remain inextricably linked

Integrated Deterrence

Air Power, Naval Power, and Land Power

- **Integrated Deterrence is enabled by combat-credible forces and backstopped by a safe, secure, and effective nuclear deterrent.**
- **FY 2024 budget request for procurement and research and development totaling \$315 billion is the largest in the history of the Department and ensures combat-credible forces across all domains.**
- **Largest procurement budget ever at \$170 billion to move these capabilities to our deployed forces**
 - **\$61.1 billion to advance Air Power:** Focused on fighters, F-22, F-35, F-15EX; B-21 bomber, mobility aircraft, KC-46A; specialized support aircraft; and Unmanned Aircraft Systems
 - **\$48.1 billion in Sea Power:** New construction of 9 battle force fleet ships and continue funding for the incremental construction of Ford class nuclear powered aircraft carriers and Columbia ballistic missile submarines
 - **\$13.9 billion for Land Power:** Modernization of Army and Marine Corps combat equipment - Armored Multi-Purpose Vehicle, the Amphibious Combat Vehicle, and the Optionally Manned Fighting Vehicle



Our central charge is to develop, combine, and coordinate our strengths to maximum effect. This is the core of integrated deterrence, a centerpiece of the 2022 NDS.

- 2022 National Defense Strategy Secretary of Defense Letter

Integrated Deterrence

Nuclear Enterprise and Missile Defeat and Defense

- **\$37.7 billion for Nuclear Enterprise Modernization**

- Fully funds the Columbia-class ballistic missile submarine, as well as schedule risk reduction efforts and activities for the Trident D5 Life Extension 2 (D5LE2) program
- Ramps-up production funding for the B-21 bomber
- Fully funds both the Sentinel/Ground Based Strategic Deterrent (GBSD) and Long Range Standoff (LRSO) programs
- Funds the revitalization of S&T to keep pace with the evolving threat
- Funds key development efforts supporting NC3 systems

- **\$29.8 billion for Missile Defeat and Defense**

- Develops the Next Generation Interceptor for Ground-Based Midcourse Defense, and extends the service life of the current interceptor fleet
- Increases investments in regional missile defense network with Patriot Missiles, a Lower Tier Air and Missile Defense Sensor, additional Short Range Air Defense Battalions, and hypersonic weaponry and defenses
- Develops a resilient Overhead Persistent Infrared (OPIR) capability in LEO and MEO, and continues to field the Next Generation Polar program
- Integrates the THAAD Battery capability into the Army's Integrated Air and Missile Defense Battle Command System (IBCS) planning process, and continues development of the 8th THAAD Battery
- Funds advanced innovation technologies and demonstrations, including investments involving cyber operations and hypersonic strike capabilities
- Invests \$1.5 billion for the Defense of Guam against the missile threat from China



U.S. nuclear weapons deter aggression, assure allies and partners, and allow us to achieve Presidential objectives if deterrence fails. - Nuclear Posture Review

Integrated Deterrence

Long Range Fires

- **\$11.0 billion to deliver a mix of hypersonic and long-range subsonic missiles to hold key targets at risk and enable future warfighting concepts**
 - Deliver initial all-domain hypersonic capability in the FYDP
 - 12 successful tests completed last year
 - Procure 24 new hypersonic missiles in FY24 and enhance air-launched hypersonic prototyping and testing
 - Field second ground hypersonic missile battery by FY 25
 - Increase procurement and improve capability of highly-survivable subsonic weapons
 - Field second land-based cruise missile battery in FY 24
 - Increase capacity and expand target sets for Tomahawk, including fielding the maritime strike Tomahawk in FY 25
 - Maximize LRASM and SM-6 procurement quantities



A combat-credible military is the foundation of deterrence and America's ability to prevail in conflict

- National Security Strategy

Integrated Deterrence

Space and Space-Based Systems

- **Largest space budget ever – \$33.3 billion in vital space capabilities, resilient architectures, and enhanced space command and control to keep space safe for military, civilian and commercial operations**
- **Procures and modernizes capabilities to secure the use of space in the face of increasing threats to U.S. national security space systems**
 - **Missile Warning:** \$5.0 billion to develop new proliferated Resilient Missile Warning / Missile Tracking architectures, Next-Gen Overhead Persistent Infrared (OPIR) space and associated ground architectures
 - **Global Positioning System Enterprise:** \$1.3 billion for Position, Navigation, and Timing for GPS III Follow-On satellite support and Next-Generation Operational Control System (OCX) development
 - **Launch Enterprise:** \$3.0 billion to fund 15 launch vehicles and launch range upgrades
 - **Satellite Communications (SATCOM):** \$4.7 billion for Protected Tactical, Wideband, and Narrowband robust secure/survivable/jam-resistant capabilities, and Space Development Agency (SDA) proliferated Low Earth Orbit (pLEO) Transport Layer development



“We’re in a race to build combat credibility before we’re put to the test,” he said. “From the competition phase through crisis and conflict, the Space Force is a critical element of the joint force and plays a vital role in integrated deterrence.”

- General B. Chance Saltzman, Chief of Space Operations, United States Space Force – Air & Space Forces Magazine Online, Jan. 30

Integrated Deterrence

Cyberspace Activities

- **FY 2024 Cyberspace Strategic Objectives**

- Defend forward in the cyber domain to meet advanced and persistent cyber adversaries and disrupt their efforts
- Accelerate the transition to Zero Trust as the next generation cybersecurity architecture across the Department
- Increase defenses of U.S. critical infrastructure and secure defense industrial base partners against malicious cyber attacks



- **\$13.5 billion committed to cyberspace activities in FY 2024**


- Operationalizes the Zero Trust framework to reduce the attack surface and fortify data on networks across the Military Departments and Defense Agencies
- Advances the Department's next-gen encryption solutions development and integration
- Increases cybersecurity support to the defense industrial base through the Cybersecurity Maturity Model Certification program and investments in supply chain risk collection, management.
- Funds 5 additional Cyber Mission Force teams (142 to 147)
- U.S. Cyber Command fully assumes budget authorities and resources for the Joint Cyber Mission Force

We must make fundamental changes to the underlying dynamic of the digital ecosystem, shifting the advantage to its defenders and perpetually frustrating the forces that would threaten it.

– National Cybersecurity Strategy, March 2023

Campaigning Readiness

- **The Department's FY 2024 budget continues to fund a high level of force readiness – for today and to prepare for the future fight (\$146.0B)**
 - **Army** (\$28.8 billion): Funds ground and aviation training strategies to train and prepare Soldiers, leaders, and units to support current and future operations, including \$4.4 billion to support the Army National Guard ground and aviation readiness.
 - **Navy** (\$52.8 billion): Funds aviation, ship, and combat support readiness activities. The Navy continues to implement the Optimized Fleet Response Plan to reduce its long-term maintenance backlog by investing \$11.2 billion in ship depot maintenance.
 - **Marine Corps** (\$4.4 billion): Funds ground combat readiness and aviation readiness accounts to sustain critical operations, maintenance, and training programs.
 - **Air Force** (\$39.9 billion): Funds weapon system sustainment, 1.1 million flying hours, and modernizes network infrastructure to strengthen cybersecurity posture to enable worldwide training and exercises to field an agile combat force; also includes \$5.7 billion to support Air National Guard aircraft operations and logistics support.
 - **Space Force** (\$3.3 billion): Funds advanced training, weapon system sustainment, and resilient space launch capabilities to deliver Space warfighting capabilities for the Joint Force.
 - **USSOCOM** (\$9.7 billion): Funds a steady readiness posture while simultaneously making strides in modernizing the force and maintaining a persistent global presence fully capable of campaigning for integrated deterrence, strengthening partnerships, and countering violent extremism.
 - **Joint Capabilities** (\$7.1 billion): Funds support exercise requirements across all Combatant Commands, increases the joint context in service exercises, and provides joint training enablers to the force.



The strategic readiness framework keeps the Department's eyes on the horizon, ensuring the urgent competing demands of the present are carefully balanced with the importance of preparing for the future.

Campaigning

Indo-Pacific and Europe

- **Indo-Pacific Investments:**

- Prioritizes China as the preeminent pacing challenge, developing capabilities and operational concepts suited to the Indo-Pacific
- Supports the priorities of the U.S. Indo-Pacific Command for comparative U.S. military advantage
- Pacific Deterrence: \$9.1B in critical investments including resilient and distributed air basing, new missile warning and tracking architecture, construction to enable enhanced posture, funding for defense of Guam and Hawaii, and multinational information sharing, training, and experimentation.

- **Europe: Continue Countering Russian Aggression**

- Recognizes DoD's combat credible posture in Europe deters Russian aggression against NATO, strengthens alliance cohesion and, over time, enables partner capability and capacity.
- Maintains the Department's commitment to NATO collective security, working alongside Allies and partners to deter, defend, and build resilience against further Russian military aggression and acute forms of gray zone coercion.
- Invests nearly \$5.0B to continue to adapt capabilities to the evolving threat and strategic environment, building on foundational investments in posture and presence we have made in Europe since 2014.



We have deepened our core alliances in Europe and the Indo-Pacific

- National Security Strategy Letter, President Joseph R. Biden Jr.

Building Enduring Advantages

Taking Care of People

SD Message: *“Our most critical asset as a Department is our people. We must recognize that our ability to defend the nation and maintain readiness are inextricably linked to the success of our people.”*

- **FY 2024 budget focuses on both:**
 - Economic Stabilization
 - Supporting Families
- **Key FY 2024 investments** in the area of Economic Stabilization of the Force **include:**
 - Providing 5.2% pay raise for military and civilians, the highest pay raise in over 20 years for our military and over 40 years for our civilians
 - Making Permanent Change of Station (PCS) moves easier – funds expanded benefits for Service members and their families when they move
 - Strengthening Defense Commissaries – fully funded commissaries, allowing them to offer substantial discounts for all patrons compared to the local marketplace



We will continue to recruit and sustain a uniformed and civilian workforce that embodies the diversity and dynamism of our great democracy – because our people are the bedrock of a strong national defense.

– Secretary of Defense Message to the Force, March 2, 2023

Building Enduring Advantages

Taking Care of Our People continued...

Key FY 2024 investments and enhancements to Support Families include:

- Enhanced Investments in Education and Child Care
 - Universal pre-kindergarten at every CONUS / OCONUS DoDEA school
 - Standardized Child Care Development Center (CDC) employee discount
- Enhancements in Family Support
 - Expanding availability of Dependent Care Flexible Spending Accounts (DCFSA) to Service members
- Investment in Suicide Prevention - top DoD priority
 - 90-day suicide prevention implementation working group to advise the Secretary on the way forward in late May.
- Continued unrelenting efforts to combat sexual assault
 - With DoD's commitment to build the foundation for lasting change, the Department continues to implement the Independent Review Commission on Sexual Assault's 82 recommendations.





“That concept — of being accountable to the public that we serve and defend, and ensuring we’re delivering to our own forces — it sets us apart from our competitors on the world stage.”

– Deputy Secretary of Defense Kathleen H. Hicks

Building Enduring Advantages

Innovation and Modernization

- **\$145.0 billion RDT&E budget is the largest ever – 4.0% increase over the FY 2023 enacted**
 - **Science & Technology: \$17.8 billion**
 - Invests \$2.5 billion in Basic Research and \$9.3 billion in Advanced Tech
 - **Artificial Intelligence (AI): \$1.8 billion**
 - Supports efforts to deliver and adopt responsible AI/ML-enabled capabilities on secure and reliable platforms, workforce development, and DoD-wide data management and modernization efforts
 - **JADC2: \$1.4 billion** to transform warfighting capability by delivering information advantage at the speed of relevance across all domains and partners
 - **Rapid Defense Experimentation Reserve (RDER): \$687 million**
 - Experimentation and evaluation of advanced technologies to deliver ready capabilities that advance the Joint Warfighting Concept
 - **Office of Strategic Capital (OSC): \$115 million**
 - Designed to enable the Department to attract and scale private capital in our most critical technologies, such as semiconductors, advanced materials, and biotech. Primarily targeted on increasing capital flows to “deep” technology companies in the supply chain producing component parts for future military capabilities.
 - Incentivizes investments through loan and loan guarantee programs that lower the cost to private capital investors and increase the flow of investments




“We must out-perform and out-innovate our would be threats”

– Deputy Secretary of Defense Kathleen H. Hicks

Building Enduring Advantages

Defense Industrial Base and Supply Chain

- DoD has prioritized five key Defense Industrial Base focus areas in which critical vulnerabilities pose the most pressing threat to national security:
 - **Microelectronics \$2.6 billion:** invests to mitigate gaps in the advanced packaging ecosystem and provides enhanced visibility into the supply chain enabling better supply chain risk management
 - **Casting and Forging \$177 million:** supports near- and longer-term revitalization and modernization efforts of key sector manufacturing capabilities
 - **Batteries and Energy Storage \$125 million:** expands domestic production for large capacity batteries
 - **Kinetic Capabilities \$441 million:** expands and/or on-shores critical chemical production, strengthens the hypersonic industrial base, and facilitates the munitions sub-tier industrial base
 - **Strategic and Critical Materials \$253 million:** funds the National Defense Stockpile to procure critical materials needed in event of a national emergency
- Additional investments will be made in other priority areas:
 - Strengthening the **Submarine Industrial Base with \$647 million to support multi-year joint OSD-U.S. Navy efforts to ensure the health and capacity of the Submarine Industrial Base – also supports AUKUS**
 - **Advancing modular bio-manufacturing capability for multiple critical chemicals with a \$200 million investment**
 - **Enhance munitions industrial base** to increase production capacity and leverage multi-year procurement to affordably deliver critical munitions



Prioritizing investments in economic prosperity and National Defense

Building Enduring Advantages Munitions

- The **FY 24 budget for munitions totals \$30.6 billion**, which is an **increase of \$5.8 billion** above the FY 23 request, and includes: \$5.6 billion for Ammunition, \$17.3 billion for Tactical Missiles, \$7.3 billion for Strategic Missiles, and \$0.6 billion for Technology Development.
- **This budget leverages unprecedented use of Multi-year Procurement authorities provided by Congress to deliver critical munitions affordably, while bolstering our inventories and providing a more predictable demand signal to the industry. MYPs in PB 24 include:**
 - Naval Strike Missile (NSM - Navy / USMC) - not LLP
 - ❖ RIM-174 Standard Missile (SM-6) (Navy)
 - ❖ Advanced Medium Range Air-to-Air Missile (AMRAAM) (Air Force / Navy)
 - ❖ Long Range Anti-Ship Missile (LRASM) (Air Force)
 - ❖ Joint Air-to-Surface Standoff Missile - Extended Range (JASSM-ER) (Air Force)
- ❖ **Four of the five MYPs** (all but NSM above) are being proposed as part of a “**Large Lot Procurement (LLP)**” pilot program for long-range munitions to improve the efficiency of missile procurement.
 - The LLP concept expands on the existing MYP strategy that would generate savings through the use of Economic Order Quantities (EOQ) financing in procuring additional quantities of munitions using a “Buy-to-Budget” strategy.
 - It encompasses four concurrent MYP contracts for Precision Guided Missiles programs.
 - Production at the Original Equipment Manufacturer and Tier II/III sub-contractors would be structured to maximize manufacturing capacity, accelerate delivery schedules, and drive down unit costs.
- **Facilitization** – To modernize and expand capacity, the FY 24 budget includes over \$1 billion for the munitions industrial base

Building Enduring Advantages

Performance Improvement Initiatives




- **In October 2022, DSD Hicks established and initiated implementation of the Defense Management Performance Improvement (PI) Framework to define, identify, track and report on measures critical to realize DoD's Strategic Management Plan. Four key areas include:**
 - **Enabling Future Capabilities Transition** – Strategically divest vulnerable platforms and systems that can no longer be affordably modernized or maintained, thereby enabling modernization to meet NDS priorities. Examples for FY 24 include:
 - Army: Begins ramping down out-dated manned airborne intelligence collection systems (ARL-E and EMARSS) to support the follow on system (HADES).
 - Navy: 2 oldest Independence-class Littoral Combat Ships (LCS 6 and 8), 3 Dock Landing Ships (LSD 42, 44 and 46) in poor material condition, Guided Missile Cruisers (CGs) as the mission transitions to Flight III DDGs.
 - AF: 42 A-10, 27 F-15C/D, 2 E-3 AWACS, remaining KC-10 tankers, E-8C JSTARS, and older, excess MQ-9 Block 1 aircraft. Reinvest in F-15EX, F-35, E-7, and advanced ISR.
 - **Continuous Process Improvements** – Enhance management practices, streamline processes, and adjust systems within the component's organizational level.
 - **Reforms** – Larger-scale and time-bounded efforts, often involving more than one DoD Component, designed to remediate structural and/or process gaps within the DoD's existing business model.
 - **Transformation** – Altering the DoD's business model often through reorganization, the creation of new entities/capabilities, and innovative management practices to fundamentally change the how DoD functions and deliver services.
- **Performance Improvement Investment: \$1.2 billion** to increase investments to **buy down technical debt and enhance cloud computing efforts** to eliminate IT infrastructure obsolescence and improve end-user experience

PI initiatives transform organizations, business processes and practices; enable future capabilities transition; and create opportunities for savings and cost avoidance, ultimately enabling modernization and strengthening of our military for the era of strategic competition

Building Enduring Advantages

Enhancing Combat Capability & Mitigating Climate Risk

- The Department is prioritizing investments that enhance operational capability, mission resilience, and readiness.
- This includes solutions that are mission essential and provide climate benefits, such as increasing platform efficiencies to mitigate contested logistics; hardening critical infrastructure; and deploying new technologies that strengthen capability.
- The FY 2024 request includes \$5.1 billion for investments that will bolster security in the near-term and lay the groundwork for a more capable future force:
 - Installation Resilience and Adaptation (\$3.7B)
 - Research, Development, Test, and Evaluation (\$1.3B)
 - Operational Energy (\$0.1B)
 - Contingency Preparedness (\$0.1B)



“We must ensure that our combat forces are ready to respond to future risks and equipped to operate superbly no matter the changing conditions.”

– Secretary of Defense Lloyd J. Austin

Building Enduring Advantages

Building Resilience and Readiness

Facility Investments

- Builds on prior investments through FY 24 budget investment of \$16.7 billion for Construction and Family Housing programs supporting our people, enhancing deterrence, and improving critical operational infrastructure. It includes:
 - \$4.6 billion in facilities that support readiness improvements
 - \$2.4 billion for projects advancing the European Deterrence Initiative, Pacific Deterrence Initiative, and the Ground Based Strategic Deterrent program
 - \$2.3 billion to improve critical naval infrastructure through the Shipyard Infrastructure Optimization Program
 - \$1.9 billion for family housing, while ensuring essential oversight and maintenance to reinforce the Department’s commitment to provide safe and quality residences to service members and their families
 - \$1.5 billion supporting the construction of quality-of-life and medical facilities
- \$19.2 billion for Facilities Sustainment, Restoration and Modernization



“We remain profoundly committed to doing right by our military families, just as our military families remain profoundly committed to their loved ones and to the Nation that they all do so much to defend.”

- Secretary of Defense Lloyd J. Austin

Summary

- **Budget fully aligned to the 2022 National Defense Strategy**
 - The PRC is our pacing challenge and presents the most consequential and systemic challenge

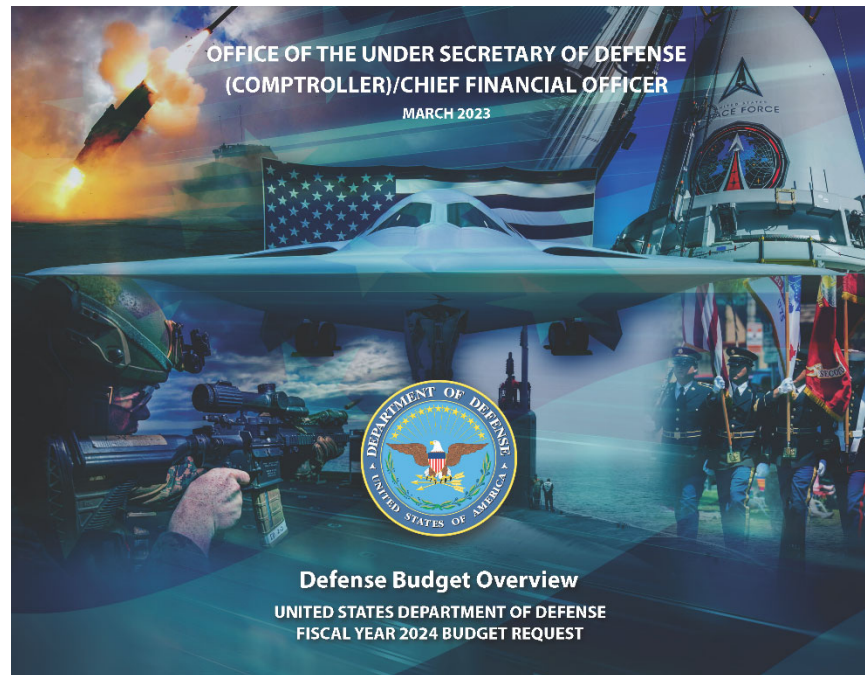
- **DoD will advance our priorities through:**
 - Integrated deterrence
 - Campaigning
 - Building enduring advantages

“This budget meets today’s and tomorrow’s challenges”

– Secretary of Defense Lloyd J. Austin

For More Information

- Visit the website for the Office of the Under Secretary of Defense (Comptroller) at
 - <https://www.defense.gov/cj>
 - Download the Department of Defense's FY 2024 Budget Request

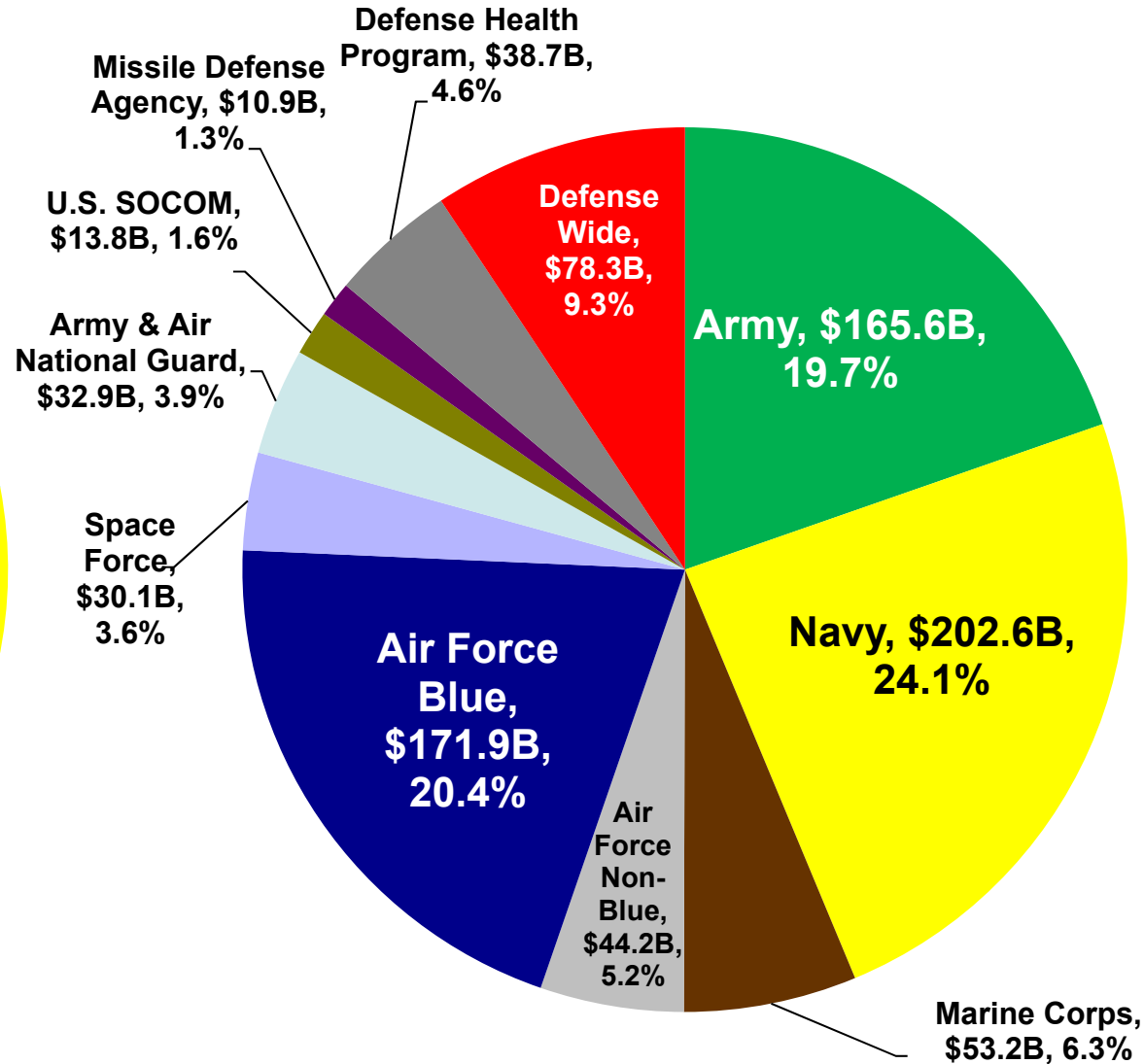
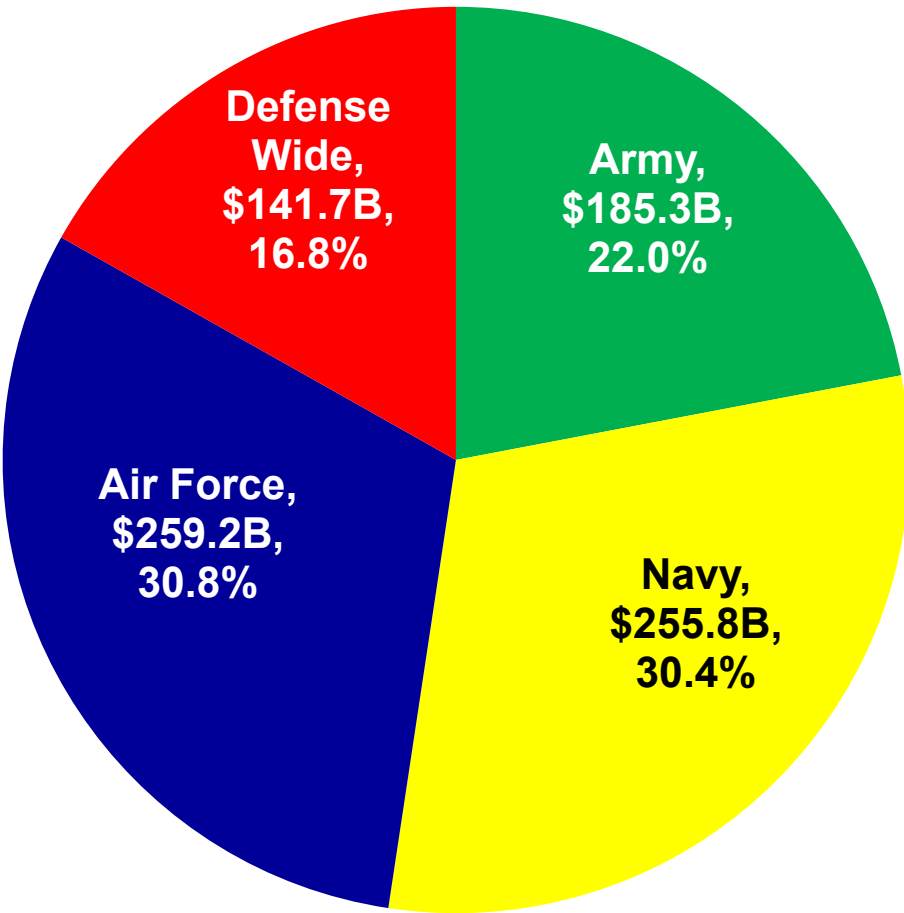


BACK-UP

FY 2024 Funding

By Military Department

Detailed



Numbers may not add due to rounding

FY 2024 Request: \$842.0 billion

Major Investments in the FY 2024 Budget

	FY 2022 Actual		FY 2023 Enacted		FY 2024 Request	
	Qty	\$B	Qty	\$B	Qty	\$B
Nuclear Deterrence						
B-21 Long Range Strike Bomber (Air Force)	-	\$2.9	-	\$4.8	-	\$5.3
COLUMBIA Class Ballistic Missile Submarine		\$5.2	-	\$6.3	1	\$6.2
Long-Range Stand-Off (LRSO) Missile (Air Force)	-	\$0.6	-	\$1.0	-	\$1.0
LGM-35A Sentinel (Air Force)	-	\$2.5	-	\$3.6	-	\$4.3
Missile Defeat and Defense Programs						
Sea-Based Interceptors (SM-3 IIA and SM-3 IB)	56	\$0.8	71	\$1.1	39	\$0.8
Sea-Based Ballistic Missile Defense System (Aegis BMD)	-	\$0.7	-	\$0.8	-	\$0.9
Ground-Based Midcourse (GMD) and Improved Homeland Defense/Next Generation Interceptors (NGI)	-	\$1.6	-	\$2.6	-	\$3.1
Terminal High Altitude Area Defense (THAAD) Ballistic Missile Defense	32	\$0.6	18	\$0.5	11	\$0.5
PATRIOT Advanced Capability (PAC-3)	-	\$0.8	-	\$0.8	-	\$1.2
PAC-3 Missile Segment Enhancement (MSE)	328	\$1.3	252	\$1.0	230	\$1.2

Includes Procurement and Research, Development, Test and Evaluation (RDT&E) funding/quantities

Numbers may not add due to rounding

Major Investments in the FY 2024 Budget

	FY 2022 Actual		FY 2023 Enacted		FY 2024 Request	
	Qty	\$B	Qty	\$B	Qty	\$B
Aircraft						
F-35 Joint Strike Fighter (Air Force, Marine Corps, Navy)	73	\$11.9	77	\$11.9	83	\$13.6
KC-46 Pegasus (Air Force)	14	\$2.3	15	\$2.6	15	\$3.0
F/A-18E/F Super Hornet (Navy)	12	\$2.1	8	\$2.1	-	\$1.8
AH-64E Apache Attack Helicopter (Army)	29	\$0.8	33	\$0.8	43	\$1.0
UH-60M/V Black Hawk (Army)	55	\$1.2	63	\$1.2	50	\$0.9
C-130J (Navy, Marine Corps, Air Force)	29	\$3.9	21	\$2.9	2	\$0.8
CH-53K King Stallion (Marine Corps)	11	\$2.0	12	\$2.5	15	\$2.4
F-15EX (Air Force)	10	\$1.4	24	\$2.7	24	\$3.0
Shipbuilding						
SSBN 826 COLUMBIA Class Ballistic Missile Submarine	-	\$5.2	-	\$6.3	1	\$6.2
CVN 78 FORD Class Aircraft Carrier	-	\$2.8	-	\$3.7	-	\$2.7
SSN 774 VIRGINIA Class Submarine	2	\$6.9	2	\$7.3	2	\$10.8
DDG 51 ARLEIGH BURKE Class Destroyer	2	\$4.2	3	\$8.2	2	\$4.8
FFG 62 CONSTELLATION Class Frigate	1	\$1.2	1	\$1.2	2	\$2.3
LPD 17 SAN ANTONIO Class Landing Platform Dock Ship	-	\$0.4	1	\$2.0	-	\$0.1
LHA 6 AMERICA Class Amphibious Assault Ship	-	\$0.1	1	\$1.4	-	\$1.9
T-AO 205 JOHN LEWIS Class Fleet Replenishment Oiler	2	\$1.6	1	\$1.0	1	\$1.0
EPF 1 SPEARHEAD Class Expeditionary Fast Transport	2	\$0.6	2	\$0.6	-	-
Unmanned Surface Vessels (USV)	-	\$0.2	-	\$0.3	-	\$0.2
AS(X) Submarine Tender Replacement	-	-	-	-	1	\$1.7

Includes Procurement and Research, Development, Test and Evaluation (RDT&E) funding/quantities

Numbers may not add due to rounding

Major Investments in the FY 2024 Budget

	FY 2022 Actual		FY 2023 Enacted		FY 2024 Request	
	Qty	\$B	Qty	\$B	Qty	\$B
Space						
Launch Vehicles - National Security Space Launch (NSSL) and Rocket System Launch Program (RSLP) (USSF, SDA)	5	\$1.8	10	\$2.2	15	\$3.0
Global Positioning System (GPS) Enterprise (USSF & Navy)	3	\$2.0	2	\$1.7	-	\$1.3
Space Based Overhead Persistent Infrared (OPIR) Systems (USSF)	-	\$2.5	-	\$4.7	-	\$5.0
Ground Systems						
Joint Light Tactical Vehicle (Army, Marine Corps, Air Force)	3,812	\$1.0	3,311	1.0	3,108	\$1.2
M-1 Abrams Tank Modifications/Upgrades (Army)	90	\$1.3	90	\$1.3	34	\$0.9
Amphibious Combat Vehicle (Marine Corps)	83	\$0.6	74	\$0.6	80	\$0.7
Armored Multi-Purpose Vehicle (Army)	-	\$1.0	43	\$0.4	91	\$0.6
Munitions						
Joint Direct Attack Munition (JDAM) (Navy, Air Force)	944	\$0.1	7,237	\$0.3	3,236	\$0.2
Guided Multiple Launch Rocket System (GMLRS) (Army, USMC)*	6,374	\$1.0	5,954	\$1.3	5,064	\$1.0
Standard Missile-6 (SM-6) (Navy)	125	\$0.9	125	\$0.8	125	\$1.6
Small Diameter Bomb II (SDB II) (Navy, Air Force)	1,140	\$0.4	1,659	\$0.6	1,170	\$0.4
Hellfire Missile (Army, Navy, Air Force)	1,762	\$0.2	876	\$0.1	40	\$0.1
Joint Air-to-Surface Standoff Missile (JASSM) (Air Force)	525	\$0.8	550	\$0.9	550	\$1.8
Long Range Anti-Ship Missile (LRASM) (Air Force, Navy)	48	\$0.2	83	\$0.5	118	\$1.1

Includes Procurement and Research, Development, Test and Evaluation (RDT&E) funding/quantities

Numbers may not add due to rounding

** Excludes FY22 Supplemental Appropriations*

FY 2024 National Defense Discretionary Budget Request

(Dollars in Billions)

By Appropriation Title	FY 2022 Actuals ^{1/3}	FY 2023 Enacted	FY 2024 Request
Military Personnel	166.8	172.2	178.9
Operation and Maintenance	294.5	319.9	329.7
Procurement	145.1	163.7	170.0
Research, Development, Test & Evaluation	118.5	139.4	145.0
Military Construction/Family Housing	14.9	19.0	16.7
Revolving and Management Funds	2.3	1.7	1.7
Department of Defense – Total ^{1/ 2/}	742.2	816.0	842.0
Atomic Energy Defense Activities	29.1	31.6	32.8
Defense-related Activities	10.6	11.0	11.5
National Defense – Total	781.9	858.6	886.3

1/ FY 2023 and FY 2024 exclude \$400M in CHIPS Act funding, which is not part of the discretionary budget total

2/ Excludes Supplemental Funding

3/ FY 2022 Appropriation Title breakout updated March 15, 2023

- **\$26.0 billion increase (+3.2 percent) over FY 2023 enacted base level of \$816.0 billion**
- **\$100 billion increase (+13.4 percent) from FY 2022 base level**
- **Addresses both the urgency of 2022 NDS implementation and recent inflationary impacts**

FY 2024 Budget Deepens and Enhances the Linkage to the 2022 NDS